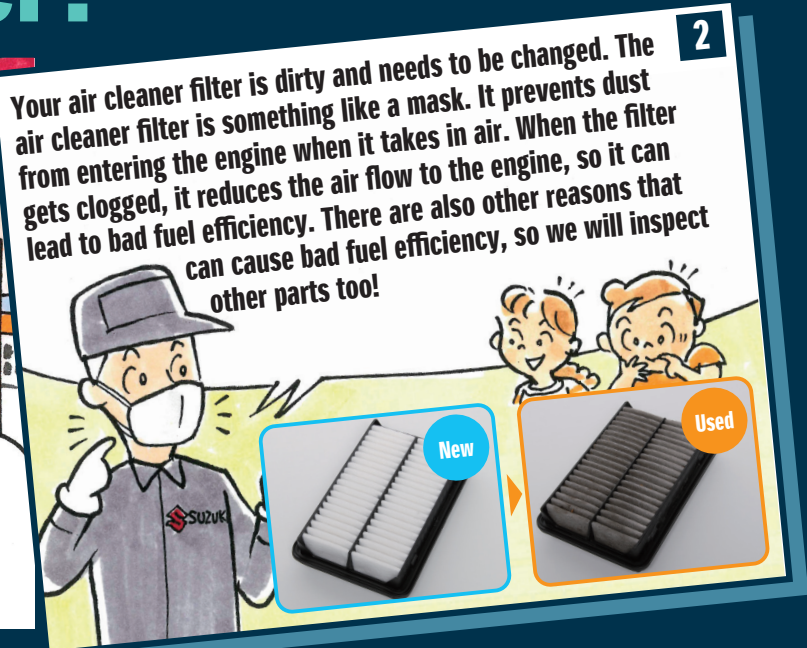



My car is consuming more gasoline...


Have you changed your Air Cleaner Filter?



[Useful tips on air cleaner filter]

The air cleaner filter has an important role in removing dirt and other particles from the air taken in from outside, and sending clean air to the engine. When the air cleaner filter gets dirty and clogged up, less air will flow to the engine. This can cause symptoms such as engine power loss or bad fuel efficiency. In worst cases, the lack of air will cause incomplete combustion and ruin the spark plugs, which will lead to engine problems such as starting failure. Be sure to have your air cleaner filter checked and replaced regularly at a Suzuki dealer.

Visit your Suzuki Dealer for a checkup!



Air cleaner filter replacement recommendation



If overused without replacement...

If replaced to new one



Used

- Decrease in engine power
- Bad fuel efficiency
- Side effect on other engine parts



New

- Full engine power
- Good fuel efficiency
- No interference with other engine parts

Periodical checkup and replacement will maintain comfortable driving!

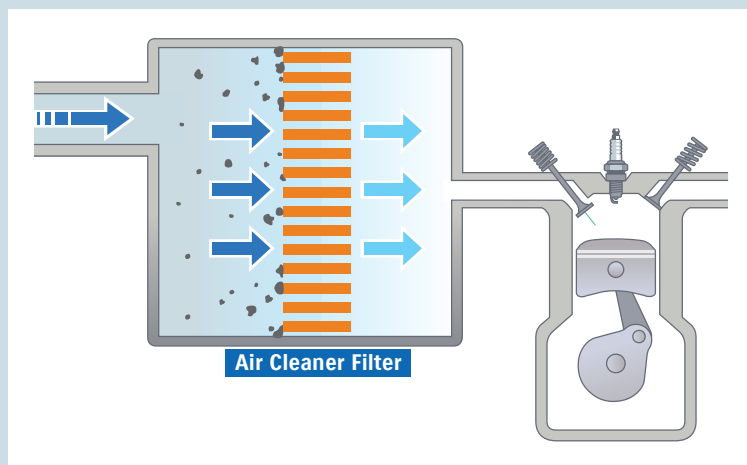


Inspection guideline (Replace if necessary)

	Interval	
Severe driving condition	2,500 km	*whichever comes first
Normal driving condition	15,000 km 1 year	

Purpose and Function

The engine produces energy by igniting a mixture of gasoline and air compressed inside the cylinder. The air cleaner filter removes dust and other foreign objects from the air which is taken in from the outside. Without the air cleaner filter, all the dirt will be sucked into the engine and cause damage which will lead to major problems. In order to supply sufficient amount of clean air to the engine, it is important for the air cleaner filter to be replaced regularly.



Visit your Suzuki Dealer for a checkup!